



WonderHere 



Blank  
STUDENT WORKBOOK

# Set Goals!



This year I want to...



I can grow in learning by...

SAM

It would be so fun to...


I would like to improve in...

# Draw the Theme



Draw a picture of yourself reaching your goals!

PLE



# PBL Project

## Question

What are some questions that come to mind as you explore this unit's phenomena?  
Write them down here. Pick your favorite question to drive your project. Circle it!



## Research

Where/how can you get more information about your project question?  
Write down all the information you learn here.




# Planner



## Create

Now that you've gathered information about your question, what can you create to show what you've discovered? A book? Magazine? Skit? Brochure? Blog? Poster? Collage? Song? Presentation? Model? Song? Prototype? Video? Make plans here!

IMPLE



## Share

Congratulations! You've asked, researched, created, and now it's time to share all of your hard work! Who would you like to share with? Publish a blog? Upload your video to YouTube (with mom and dad's permission)? Invite people to your showcase! Write to reflect about how it went here.



# Project Time

Today I Wondered...

So I...

researched

created

SAM

Today I Wondered...

So I...

researched

created

Today I Wondered...

[Empty box for writing]

So I...

researched  
 created

PLE

Today I Wondered...

[Empty box for writing]

So I...

researched  
 created



# Nature Journaling

My task was...

SAM

I discovered...





# Composer Study

WK 1

Name: \_\_\_\_\_

PPLE

Song: \_\_\_\_\_

Write about what you found most interesting in this week's selection.



# Mentor Sentence

Sentence

Invitation to Notice



SAM


Invitation to Label

# Invitation to Revise

# Invitation to Imitate

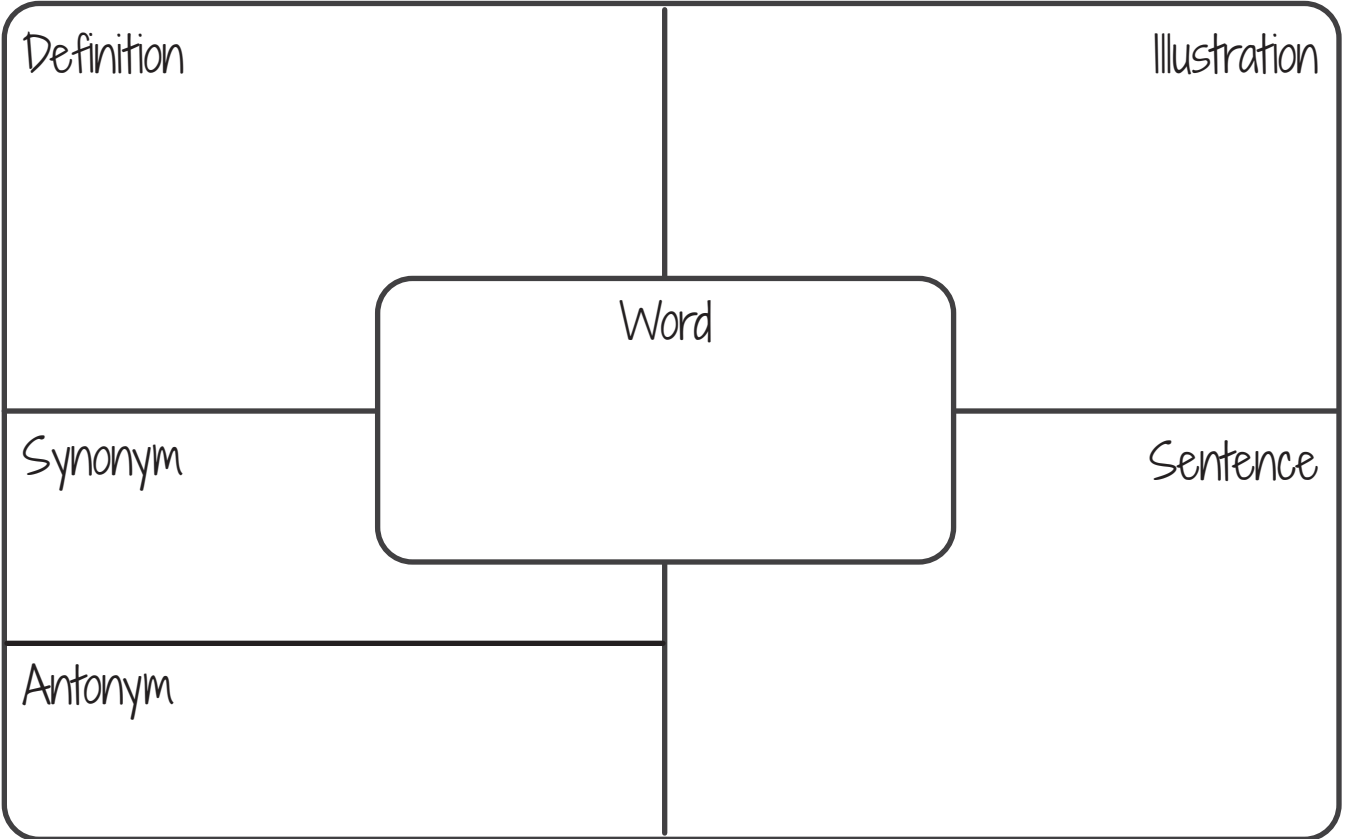
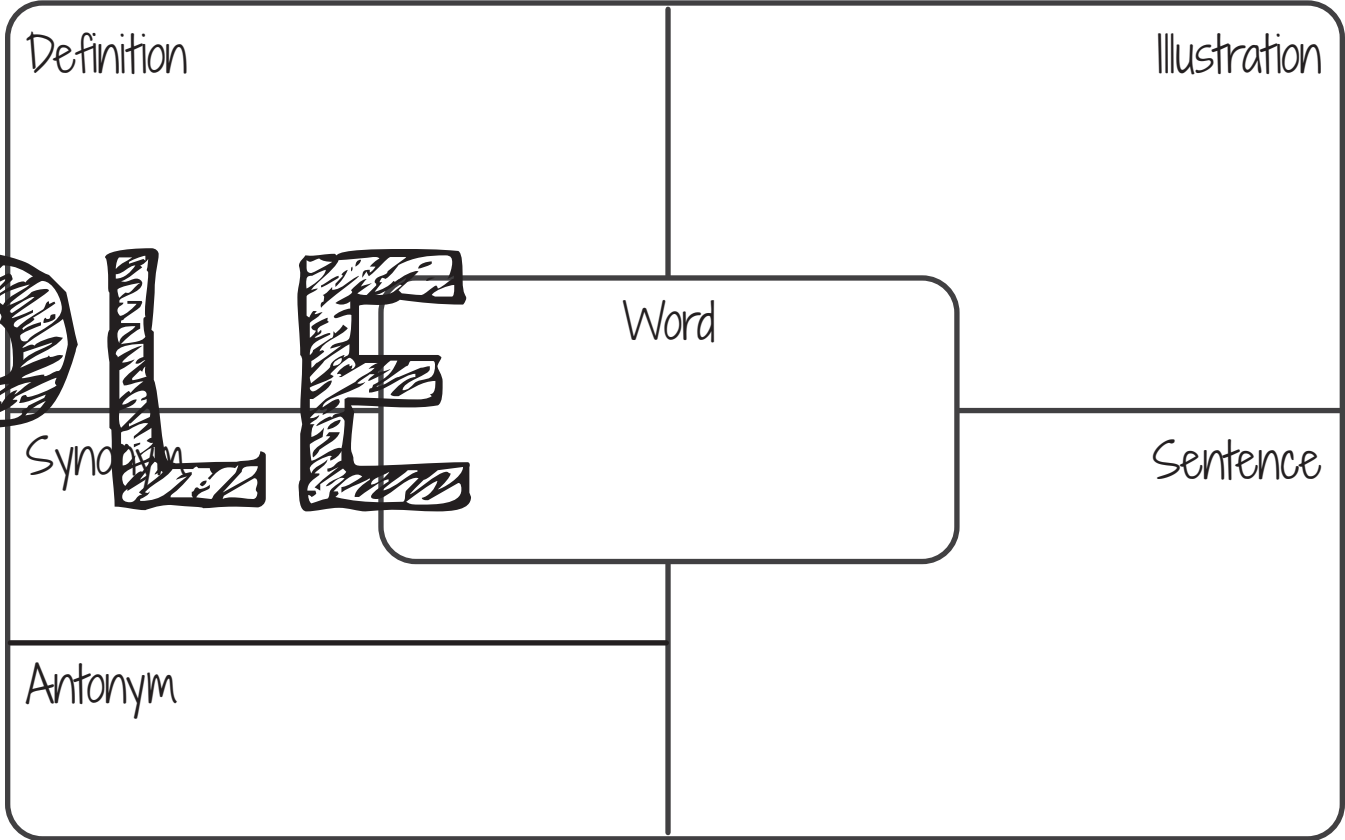
PLE

# Invitation to Illustrate





APPLE



# Writing Mini Lesson

## Free Writing

FREE WRITING is a technique that allows writers to openly write about various topics with minimal limitations for a given amount of time. While writing, the focus should be on pouring as many ideas as possible into your writing, rather than structure, editing, or revising. Free writing is beneficial for many reasons, such as building confidence, allowing inspiration and honesty, and expanding emotional connections to the created piece.

This week, write on the first topic that comes to your mind for 10-15 minutes.



PLE



# Writing Mini Lesson

SAM


Draw a Picture!


	Planning	Organization	Independence	Process	Spelling	Structure
<p><b>X</b></p> <p><b>P</b></p> <p><b>L</b></p> <p><b>E</b></p> <p><b>-</b></p> <p><b>✓</b></p> <p><b>+</b></p>		The writing was not organized and was unclear. The word choice lacked animation.	The child was unable to complete the writing process with independence, needing constant assistance and support	The child does not use the writing process elements to guide their writing	The child's inability to spell made the writing difficult to read and understand	Within the writing, the sentences lacked structure, making the writing difficult to read and understand
	The child uses somewhat legible handwriting.	The writing was somewhat organized and somewhat clear. The writing strayed from topic occasionally and lacked animation.	The child needed support throughout the writing process, asking non-specific questions frequently	The child inconsistently or incompletely uses the writing process to guide their writing	The child rarely uses age-appropriate spelling skills throughout writing	The child inconsistently uses proper sentence structure within writing
	The child uses legible and neat handwriting.	The writing was organized and clear. The writing is interesting and on topic.	The child worked with independence, sometimes asking questions	The child uses the writing process to guide their writing from rough draft to final draft	The child mostly uses age-appropriate spelling skills throughout writing	The child often uses proper sentence structure within writing
	The child uses very legible and neat handwriting with fluency.	The writing was very organized and very clear. The child practices animating their texts and examine the connections of word choices, sayings, and word order to the meanings conveyed by the text.	The child worked independently, only asking specific questions when needed	The child effectively uses the complete writing process to guide their writing from rough draft to final draft	The child consistently uses age-appropriate spelling skills throughout writing	The child consistently uses proper sentence structure within writing. This includes skills related to headings, structures, and paragraph division in texts

# You Did It!

Congratulations on finishing this workbook! Let's take some time to reflect on all of your learning and fun!


Take time to think about your favorite activities, lessons, and things learned from this workbook. Draw pictures, write, or include photographs of what you did!





# Mindsets of Wonderers

Check out our five Mindsets of Wonderers! Tell, draw, or include a photo about a time you showed that mindset!



When did you work to solve a problem or do a task that was really hard at first?

How did you feel after you improved at the task or solved the problem?



When did you use your learning to help others?



Did you do something this unit that took courage?

Tell or show about it!

Courageous Learner

Capable of Much

What is something you can do now that you couldn't do before?

Filled with Wonder

What do you wonder about next?



I SAM

AM  
COMMUNITY




MINDED





PLEASE I AM

a PROBLEM  
SOLVER





ALL THINGS

are ~~SAMP~~ DIFFICULT

before they

are

EASY






BUILD

LEARN your Brain

MUSCLES by

WORKING

HARD



MISTAKES  
are  
PROOF you  
are TRYING

SAM

APPLE

# Post-Unit Reflection Canvas

Write a brief summary of this unit's key learning:

What did your child do well with?

What did your child struggle with (or where would you like to see growth)?

Complete this canvas as a family to help see where you've come from and where you're going!

What really caught your child's attention, interests, and passions this unit?

What are some things you'd like to do to continue the learning and interest/wonders gained from this unit?

How did your family grow in togetherness of these last seven weeks?